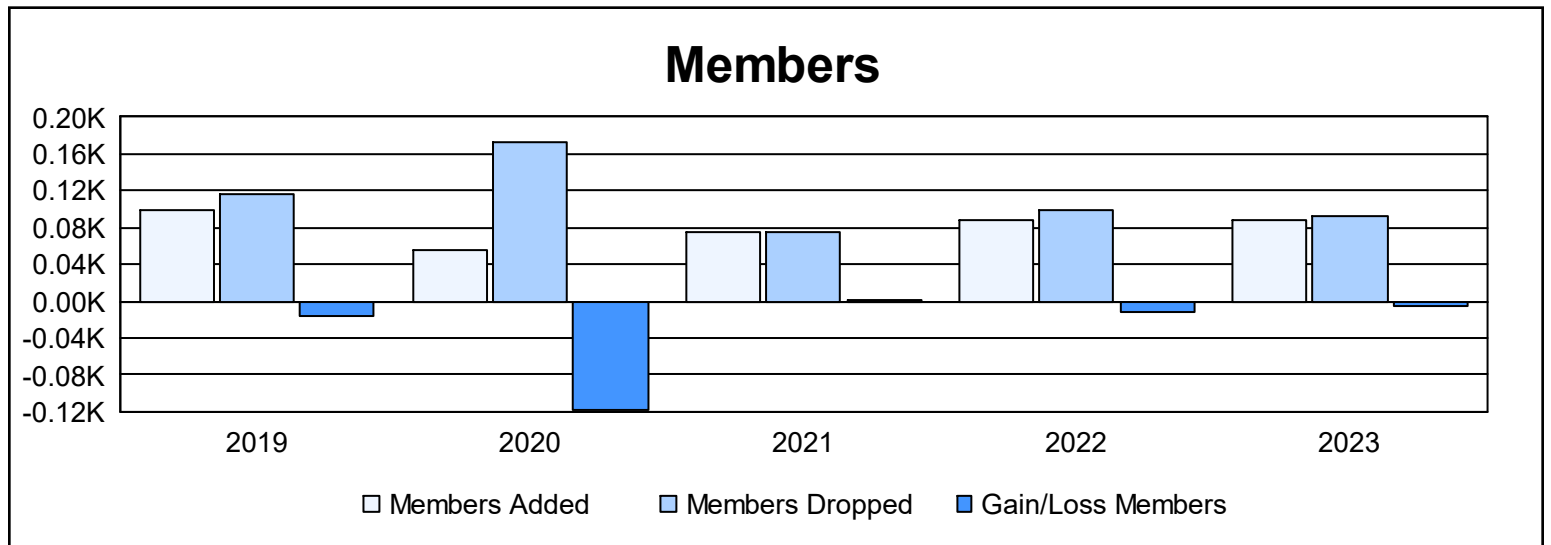
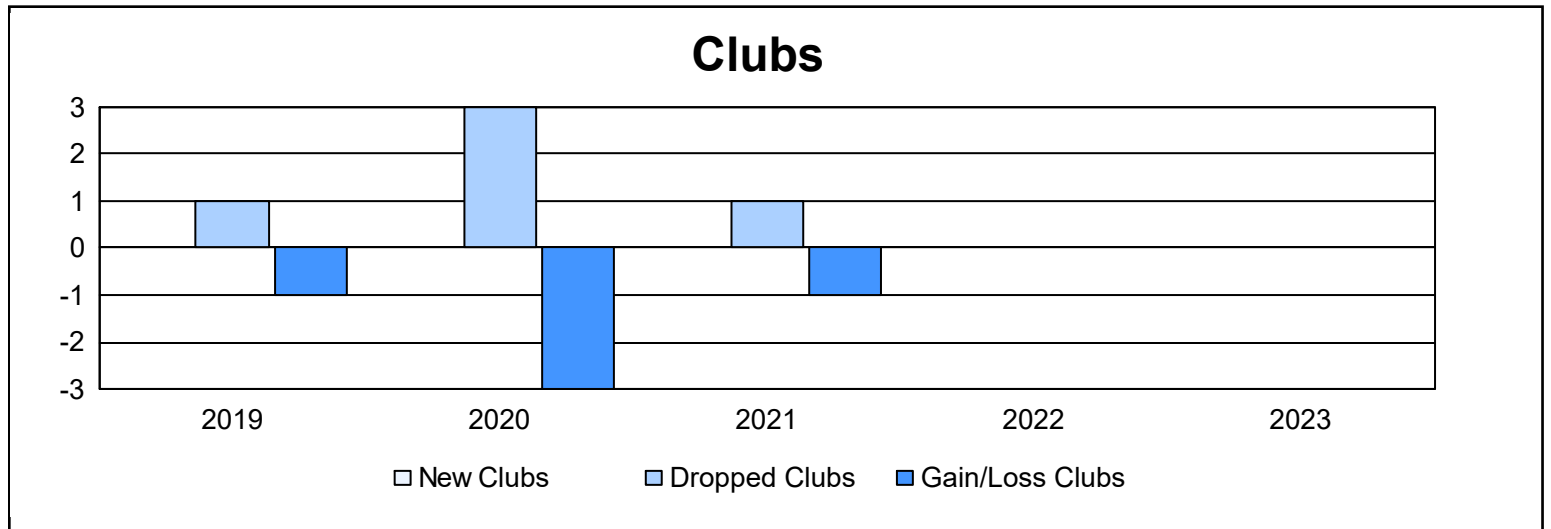
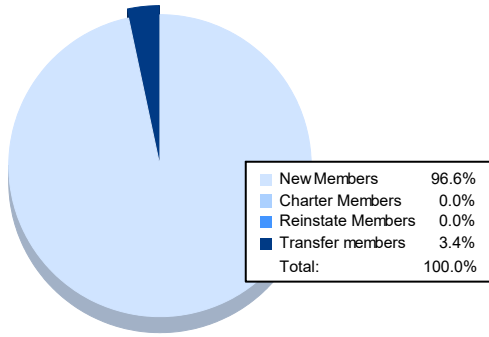


| Year | New Clubs | Dropped Clubs | Gain/ Loss Clubs | New Members | Charter Members | Reinstate Members | Transfer Members | Total Member Added | Total Members Dropped | Gain/ Loss Members |
|----------------|-----------|---------------|------------------|-------------|-----------------|-------------------|------------------|--------------------|-----------------------|--------------------|
| 2018-2019 | 0 | 1 | -1 | 96 | 3 | 0 | 1 | 100 | 116 | -16 |
| 2019-2020 | 0 | 3 | -3 | 48 | 5 | 2 | 0 | 55 | 173 | -118 |
| 2020-2021 | 0 | 1 | -1 | 74 | 1 | 0 | 0 | 75 | 74 | 1 |
| 2021-2022 | 0 | 0 | 0 | 79 | 1 | 3 | 5 | 88 | 100 | -12 |
| 2022-2023 | 0 | 0 | 0 | 84 | 0 | 0 | 3 | 87 | 92 | -5 |
| Average | 0 | 1 | -1 | 76 | 2 | 1 | 2 | 81 | 111 | -30 |



Membership Composition June 2023 Cumulative



Gender Composition June 2023 Cumulative

